







# SYSTEM ACCESSORIES







## High Pressure Hoses



HA & HCA Industrial Grade .25" I.D. series hoses are rated at 10,000 psi operating pressure and 20,000 psi minimum burst pressure. This hose is the recommended choice for hand pump & cylinder sets, as well as a wide range of other intermittent applications. ▼





Model	Length (ft)	Hose Ends		I.D. (in)
HA3	3	 3/8" NPTF Male	 3/8" NPTF Male	<b>.25"</b>
HA6	6			
HA10	10			
HA20	20			
HA36	36			
HA50	50			
HCA3	3	 3/8" NPTF Male	 C213 Coupler*	
HCA6	6			
HCA10	10			
HCA20	20			
HCA36	36	 C213 Coupler*	 C213 Coupler*	
HCA50	50			

High Flow HD & HDC .38" I.D. series hoses are recommended to achieve higher retraction speeds and minimal flow restrictions. These heavy duty hoses are rated at 10,000 psi with a minimum burst pressure of 30,000 psi. ▼







Model	Length (ft)	Hose Ends		I.D. (in)
HD3	3	 3/8" NPTF Male	 3/8" NPTF Male	<b>.38"</b>
HD6	6			
HD10	10			
HD20	20			
HD50	50			
HDC3	3	 3/8" NPTF Male	 C213 Coupler*	
HDC6	6			
HDC10	10			
HDC20	20			
HDC50	50	 C213 Coupler*	 C213 Coupler*	

\*All hoses with couplers includes CR215 Dust Cap.





**Non-Conductive Thermo Plastic HR & HRC series hoses** are for those special applications where non-conductivity is a must. The HR & HRC series hose operates at 10,000 psi working and 40,000 psi burst, (4:1 safety factor). Light weight and durable, the multi-layered design complies with M.H.I. I.J.100 hose specifications. Orange in color, the HR and HRC are easily identified from standard conductive hoses. ▼

Model	Length (ft)	Hose Ends		I.D. (in)
HR3	3	 3/8" NPTF Male	 3/8" NPTF Male	.25"
HR6	6			
HR10	10			
HR20	20			
HRC3	3	 3/8" NPTF Male	 C213 Coupler*	
HRC6	6			
HRC10	10			
HRC20	20			

**Thermo-Plastic HP & HPC series hoses** are recommended for demanding applications. Along with their distinctive green color, the HP & HPC series hoses boast a 10,000 psi working, 40,000 psi minimum burst, (4:1 safety factor) and a tough polyurethane outer cover that resists abrasion and wear. Well suited for continuous duty, the reinforced polyester and carbon steel wire design contributes to low volume expansion, minimized fatigue and enhanced system efficiencies. ▼

Model	Length (ft)	Hose Ends		I.D. (in)
HP3	3	 3/8" NPTF Male	 3/8" NPTF Male	.25"
HP6	6			
HP10	10			
HP20	20			
HP36	36			
HP50	50			
HPC3	3	 3/8" NPTF Male	 C213 Coupler*	
HPC6	6			
HPC10	10			
HPC20	20			
HPC36	36	 C213 Coupler*	 C213 Coupler*	
HPC50	50			

**Heavy Duty HE & HEC series hoses** are for demanding and continuous duty applications that require 10,000 psi working and 40,000 psi burst, (4:1 safety factor) but where rubber coated, steel wire braid design is preferred. These hoses are well suited in operating temperatures up to 150° F. ▼

Model	Length (ft)	Hose Ends		I.D. (in)
HE6	6	 3/8" NPTF Male	 3/8" NPTF Male	.25"
HE10	10			
HE20	20			
HEC6	6	 3/8" NPTF Male	 C213 Coupler*	
HEC10	10			
HEC20	20			

\*All hoses with couplers includes CR215 Dust Cap.