

MECHANICAL JACKS

CR Series - Reel Jacks



Capacity Range▶ 5 - 20 tons

Stroke Range.....▶ 9.5 - 14 in.

Minimum Height Range▶ 21 - 34.5 in.

- ▶ Double-lever sockets for jacking in close quarters.
- ▶ Multiple-tooth pawls for strength & safety.
- ▶ Drop-forged, alloy steel, heat-treated components.
- ▶ Adjustable spring links for added serviceability.
- ▶ Plated springs to resist corrosion.
- ▶ Precision machining throughout.
- ▶ Steel lever bars sold separately.

CR321B Shown

Mechanical Jacks



CARRYING HANDLES

Convenient center mounted carrying handle makes this jack easy to position and move.



LAMINATED BASE

Treated laminated hardwood base provides solid support along with durability.



CE COMPLIANT

Our Jack design specifications meet or exceed ANSI /ASME B30.1 Safety Standards.



CR320B



CRA1029R

The large wooden bases and low handle efforts on these Reel Jacks enhance safety and reduce operator fatigue. ▼



Model	Capacity / Pair		Handle Effort per Tons (lbs)	Stroke (in)	Dimensions (in)					
	Side Hooks (tons)	Top Hooks (tons)			A	B	C	C ¹	C ²	C ³
					Minimum Height	Maximum Height	Minimum Height			
CR320B	5	10	72	9.5	20.75	30.25	15.25	---	---	---
CR321B			48	14	34.50	48.50	9.25	15.63	22.00	28.38
CRA1029R	10	20	40	11.63	31.13	42.75	24.87	---	---	---
CRA1029L				11.63	31.13	42.75	24.87	---	---	---

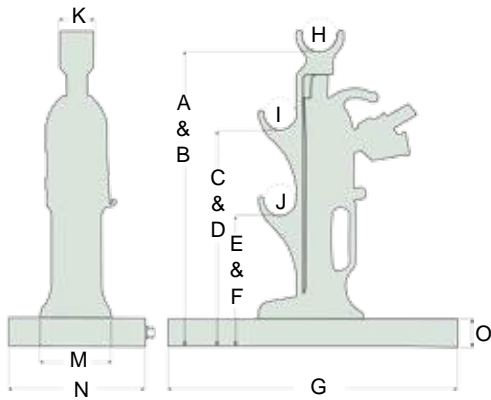
RECOMMENDED LEVER BARS

Please refer to page 148 for additional details.

* Lever Bars Sold Separately

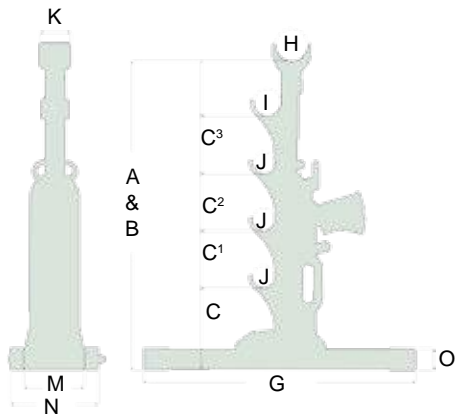
Reel Jack Model	Lever Bar Model
<i>CR320B</i>	SLB36
<i>CR321B</i>	SLB60
<i>CRA1029R</i>	SLB60
<i>CRA1029L</i>	SLB60

CR320B

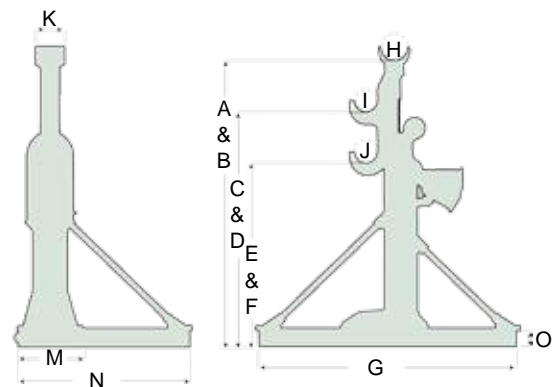


◀ Two CR321B Reel Jacks are used to support this cable spool for line feeding.

CR321B



CRA1029R & CRA1029L



Dimensions (in)											Weight (lbs)	Model
D	E	F	G	H	I	J	K	M	N	O		
Maximum	Minimum	Maximum	Length	Diameter	Diameter	Diameter	Width	Length	Width	Height		
24.75	9.25	18.75	20.38	2.62	2.25	2.25	2.38	5.00	9.38	2.00	51	<i>CR320B</i>
---	---	---	30.37	3.63	3.00	2.38	3.50	6.50	9.75	2.50	125	<i>CR321B</i>
36.50	18.87	30.50	30.00	3.12	2.62	2.62	3.50	6.62	7.50	2.25	86	<i>CRA1029R</i>
36.50	18.87	30.50	30.00	3.12	2.62	2.62	3.50	6.62	7.50	2.25	86	<i>CRA1029L</i>